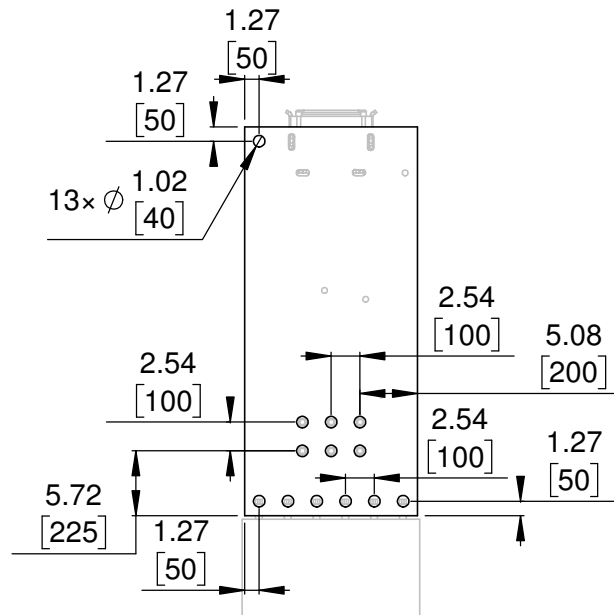
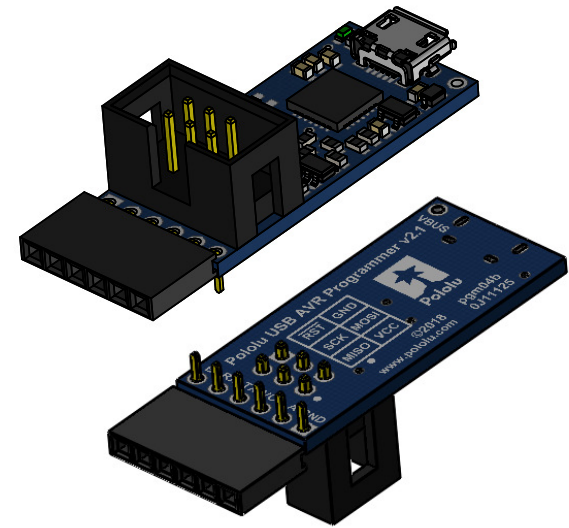


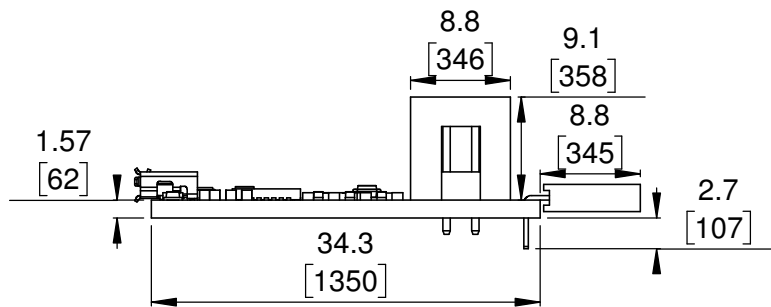
1 Board dimensions (top view) Scale 3:2



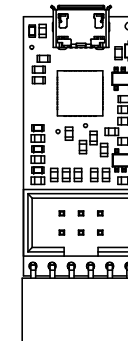
2 Connector callouts (bottom view) Scale 3:2



3 Isometric view Scale 3:2



4 Profile Scale 3:2



5 Actual size Scale 1:1

1. To get the specified scale, select 100% in print settings.
2. Drill location tolerance: ± 0.1 [± 5].
3. Board edge tolerance: ± 0.3 [± 10].

<https://www.pololu.com/product/3172>

Name: Pololu USB AVR Programmer v2.1		Item number: 3172	
Drawing date: 27 March 2018		Dev code: pgm04b	
Units: mm [mil]	Material: mixed		

Pololu
Robotics & Electronics
© 2018 Pololu Corporation