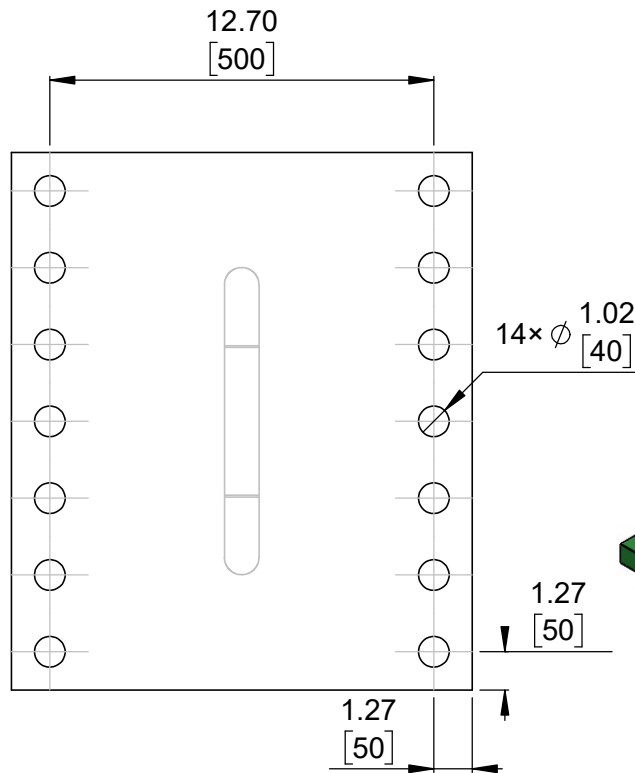



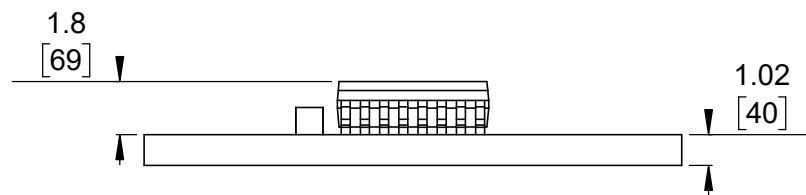
① Board dimensions (top view)  
Scale 4:1



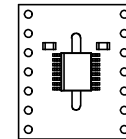
② Connector callouts (bottom view)  
Scale 4:1



③ Isometric view  
Scale 3:1




④ Profile  
Scale 4:1



⑤ Actual size  
Scale 1:1

1. Grid lines indicate 2.54 mm [100 mil] spacing.
2. To get the specified scale, select 100% in print settings.
3. Drill location tolerance:  $\pm 0.1$  [ $\pm 5$ ].
4. Board edge tolerance:  $\pm 0.3$  [ $\pm 10$ ].

<https://www.pololu.com/category/379>

Name: ISO654x 4-Channel Digital Isolator Carriers		Item number: 5740-5745
Drawing date: 4 May 2026	Dev code: iso05a	 © 2026 Pololu Corporation
Units: mm [mil]	Material: mixed	