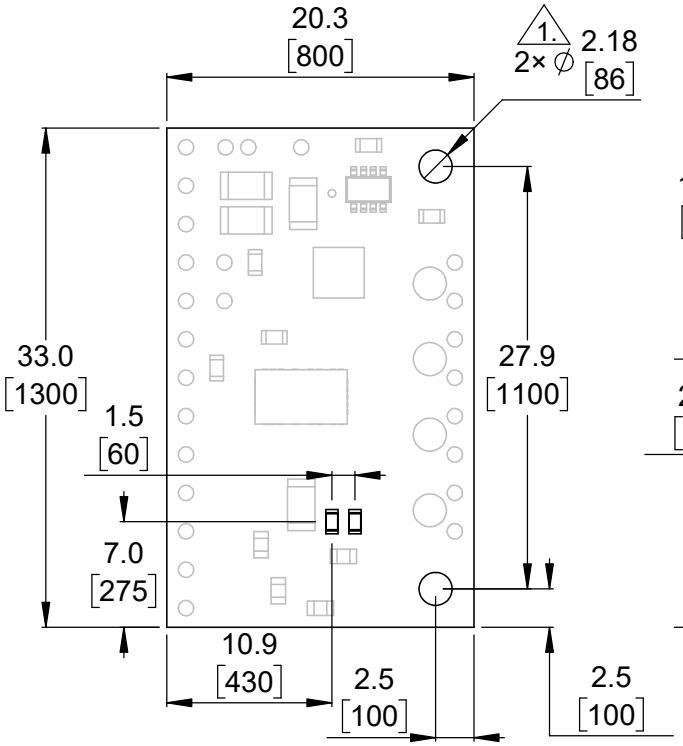

1 Board dimensions (top view)
Scale 2:1

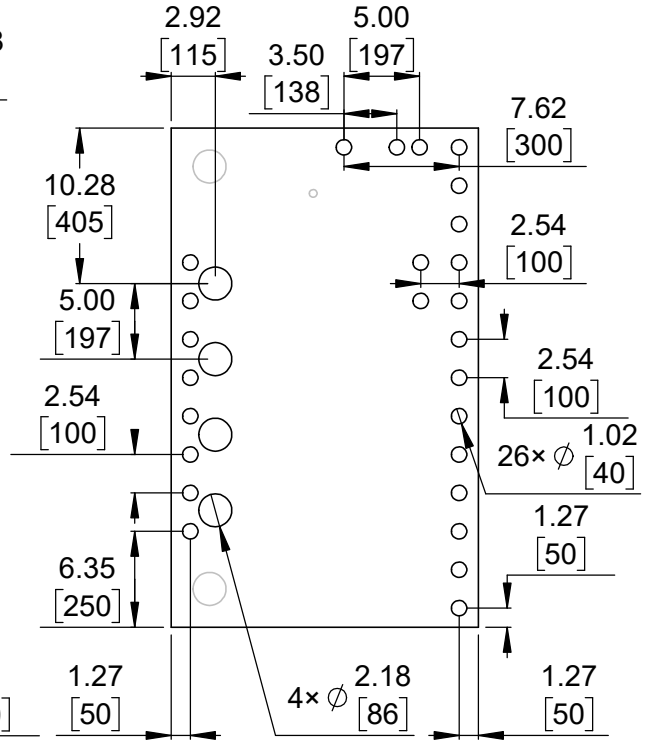

2 Connector callouts (bottom view)
Scale 2:1



3 Isometric view
Scale 2:1

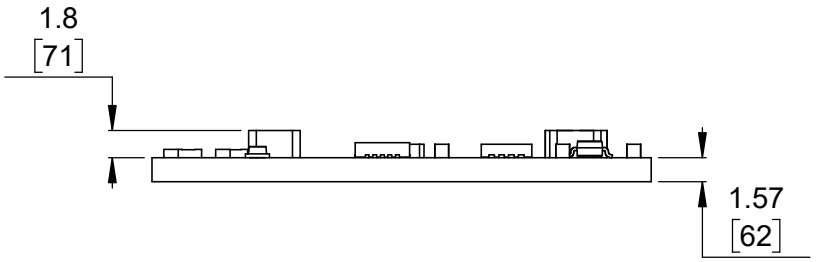

4 Profile
Scale 2:1

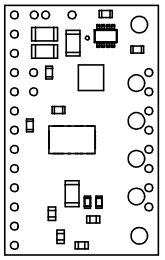

5 Actual size
Scale 1:1

1. Intended for #2 and M2 screws.
2. To get the specified scale, select 100% in print settings.
3. Drill location tolerance: ±0.1 [±5].
4. Board edge tolerance: ±0.3 [±10].

https://www.pololu.com/product/5238

Name: DRV8263H Single Brushed DC Motor Driver Carrier	Item number: 5238
Drawing date: 22 October 2025 / Dev code: md48a	Pololu Robotics & Electronics
Units: mm [mil] / Material: mixed	© 2025 Pololu Corporation