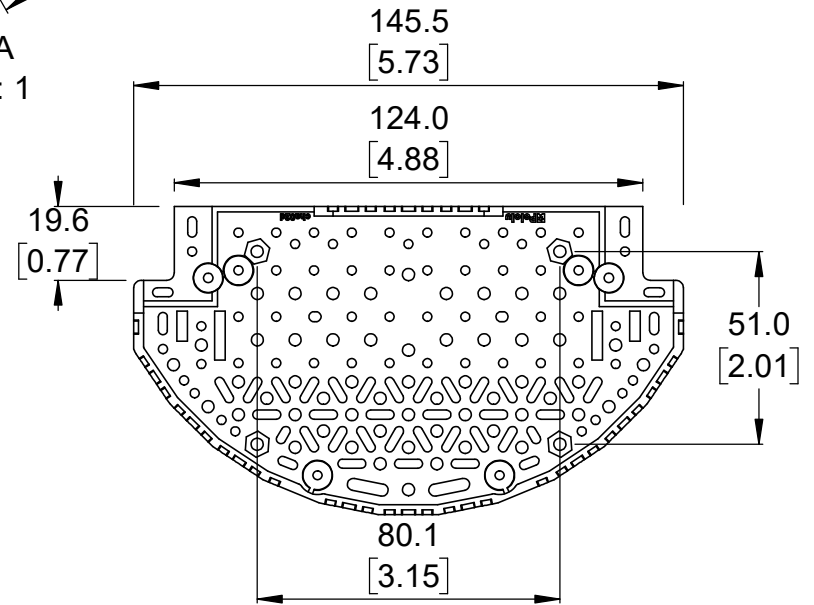
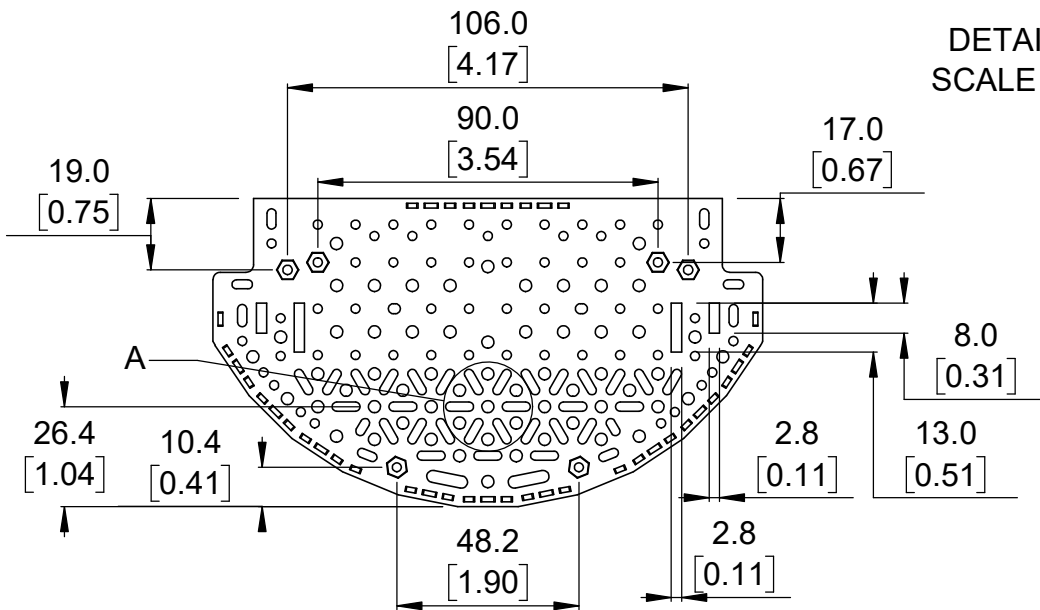



DETAIL A  
SCALE 1 : 1

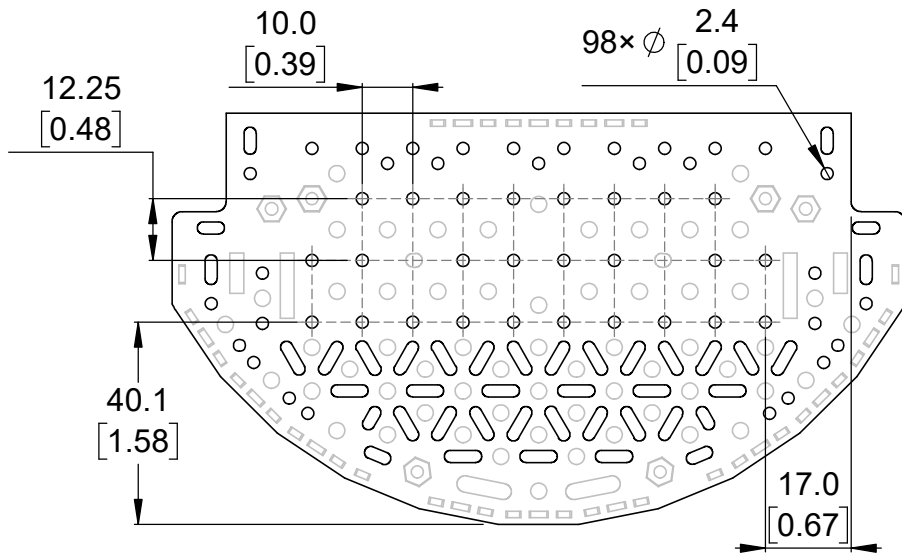


<https://www.pololu.com/product/3560>

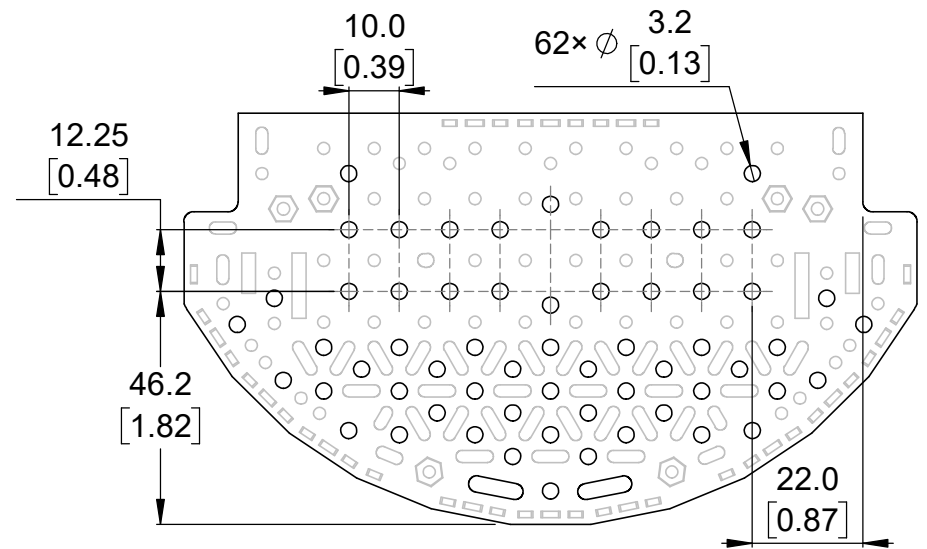
|                                       |                     |  |
|---------------------------------------|---------------------|--|
| Name:<br>Romi Chassis Expansion Plate |                     | Item number:<br>3560   |
| Drawing date:<br>26 September 2018    | Dev code:<br>cha02d | <br>© 2018 Pololu Corporation |
| Units: mm [in]                        | Material:<br>ABS    |  |

1. To get the specified scale, select 100% in print settings.

Scale: 1:2



Mounting holes intended for #2 or M2 screws.



Mounting holes intended for #4 or M3 screws.

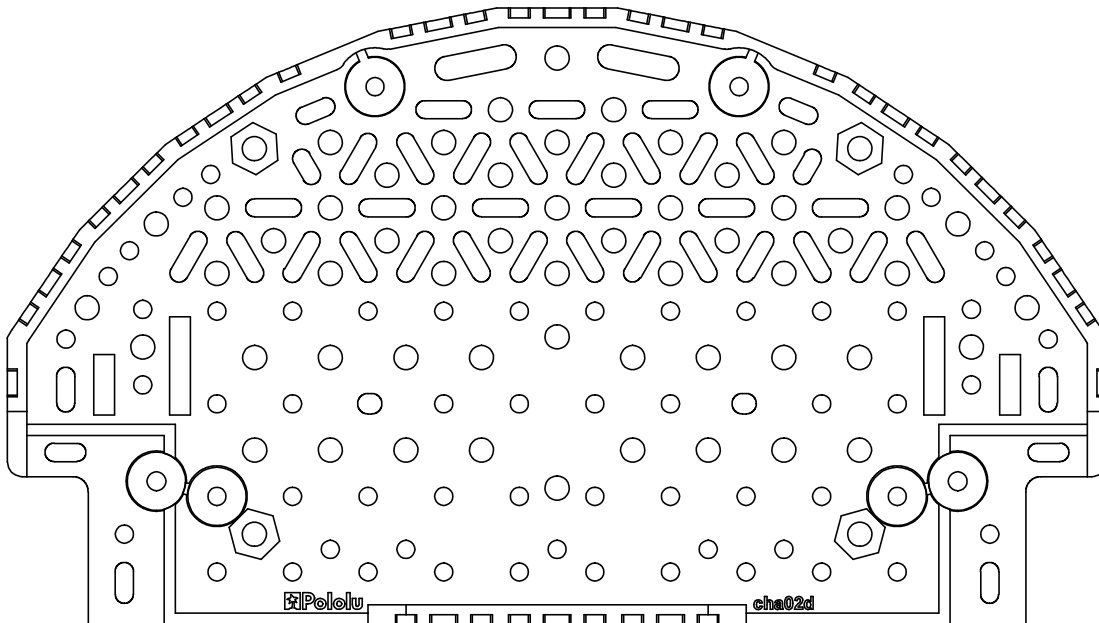
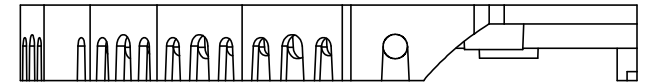
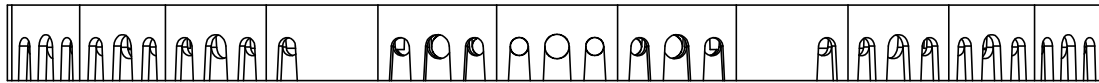

1. To get the specified scale, select 100% in print settings.

Scale: 2:3

<https://www.pololu.com/product/3560>

|                                       |                  |                      |  |
|---------------------------------------|------------------|----------------------|--|
| Name:<br>Romi Chassis Expansion Plate |                  | Item number:<br>3560 |  |
| Drawing date:<br>26 September 2018    |                  | Dev code:<br>cha02d  |  |
| Units:<br>mm<br>[in]                  | Material:<br>ABS |                      |  |





1. To get the specified scale, select 100% in print settings.

Scale: 1:1

<https://www.pololu.com/product/3560>

|                                       |                  |                      |  |
|---------------------------------------|------------------|----------------------|--|
| Name:<br>Romi Chassis Expansion Plate |                  | Item number:<br>3560 |  |
| Drawing date:<br>26 September 2018    |                  | Dev code:<br>cha02d  |  |
| Units:<br>mm<br>[in]                  | Material:<br>ABS |                      |  |

