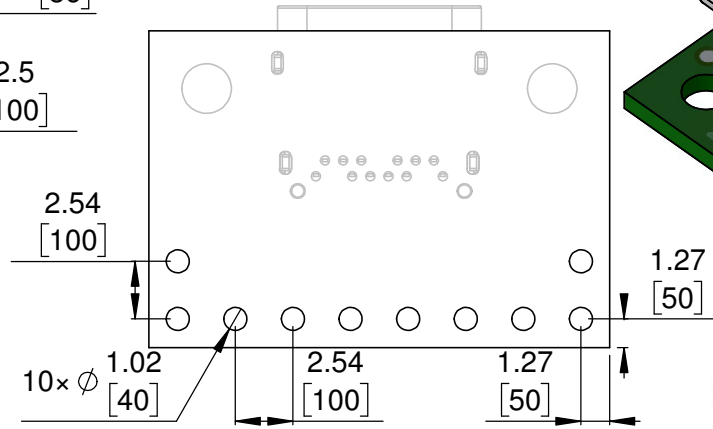
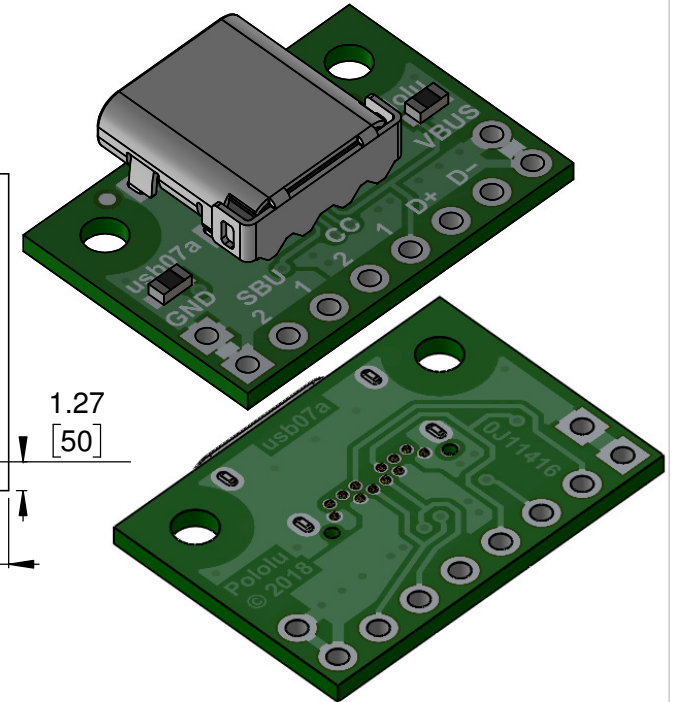


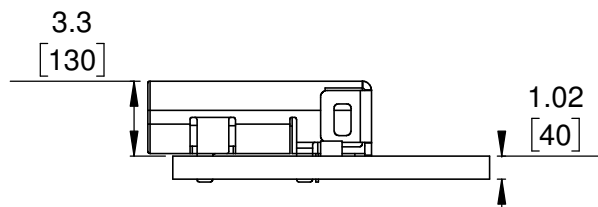
① Board dimensions (top view)  
Scale 3:1



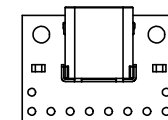
② Connector callouts (bottom view)  
Scale 3:1



③ Isometric view  
Scale 3:1




④ Profile  
Scale 3:1



⑤ Actual size  
Scale 1:1

- 1. Intended for #2 and M2 screws.
- 2. To get the specified scale, select 100% in print settings.
- 3. Drill location tolerance:  $\pm 0.1$  [ $\pm 5$ ].
- 4. Board edge tolerance:  $\pm 0.3$  [ $\pm 10$ ].

<https://www.pololu.com/product/2585>

Name: USB 2.0 Type-C Connector Breakout Board		Item number: 2585
Drawing date: 15 August 2018	Dev code: usb07a	 © 2018 Pololu Corporation
Units: mm [mil]	Material: mixed	