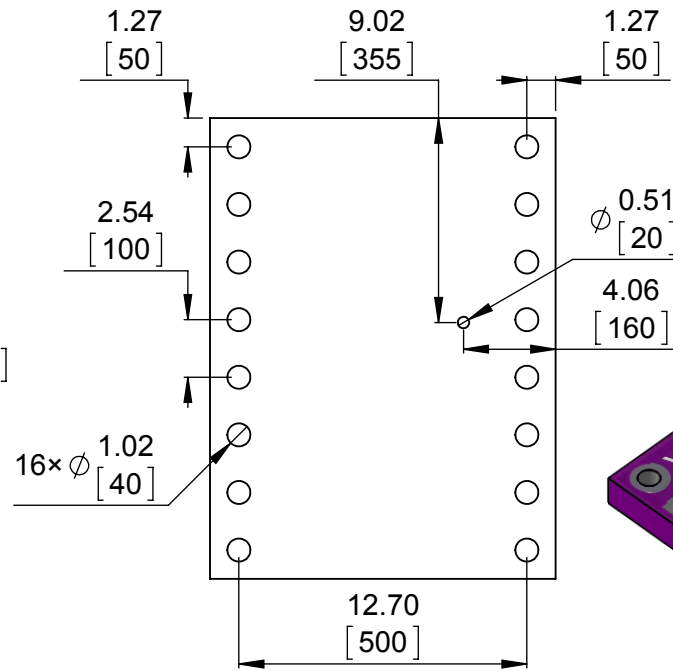
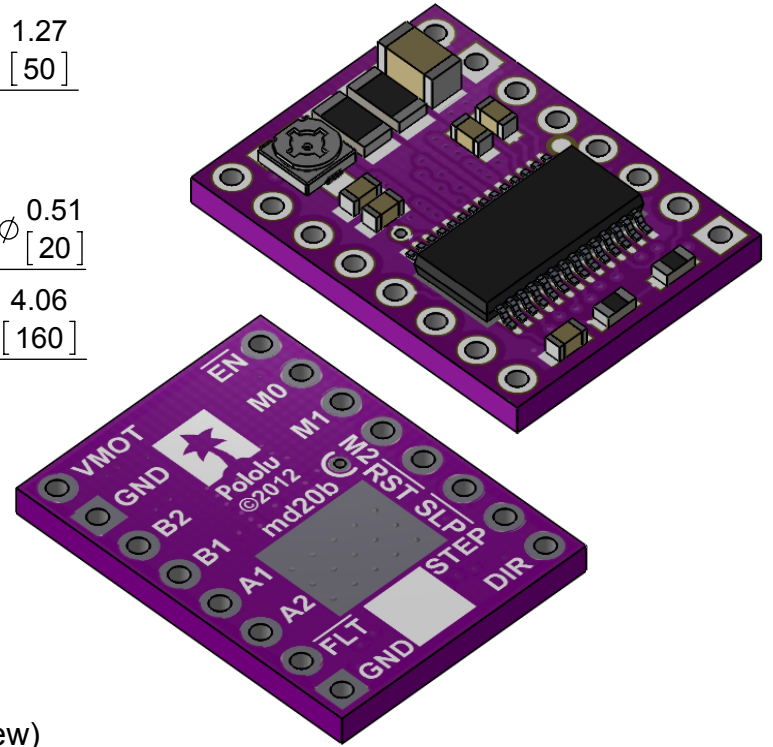


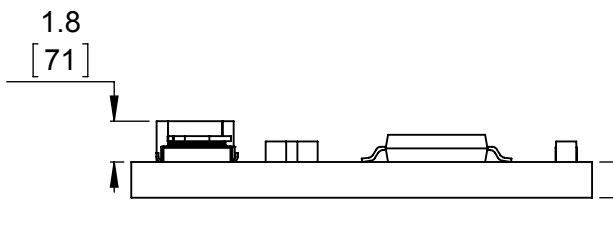
1 Board dimensions (top view)
Scale 3:1



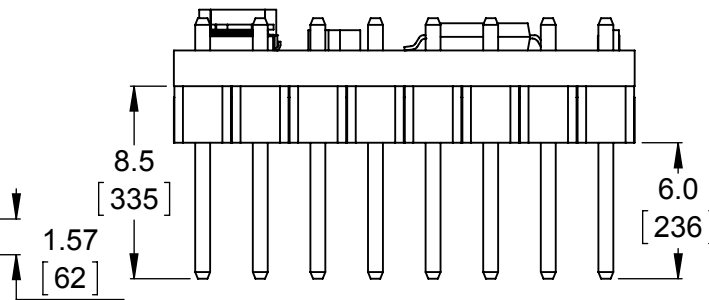
2 Connector callouts (bottom view)
Scale 3:1



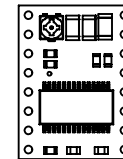
3 Isometric view
Scale 3:1



4 Profile
Scale 3:1




5 Profile with headers
Scale 3:1



6 Actual size
Scale 1:1

1. To get the specified scale, select 100% in print settings.
2. Drill location tolerance: ± 0.1 [± 5].
3. Board edge tolerance: ± 0.3 [± 10].

https://www.pololu.com/category/154	
Name: DRV8825 Stepper Motor Driver Carrier, High Current	Item numbers: 2133, 2977, 2982, 2987
Drawing date: 14 December 2015	
Units: mm [mil]	PCB dev code: md20b
 © 2015 Pololu Corporation	