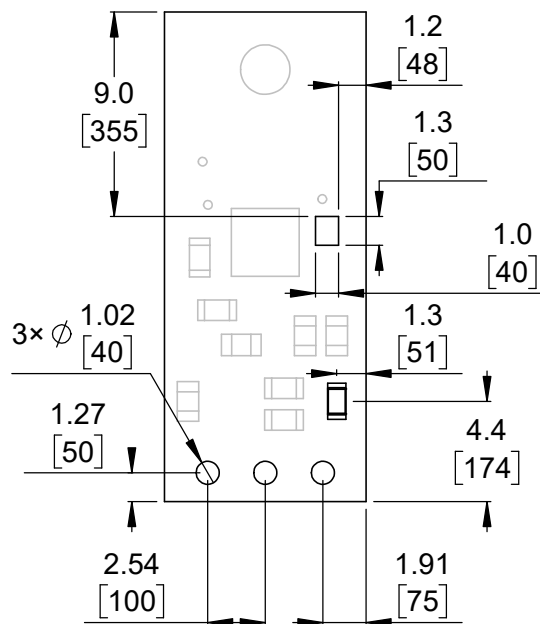



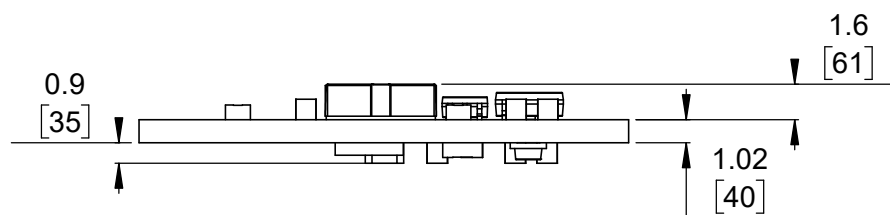
① Board dimensions (top view)
Scale 3:1



② Connector callouts (bottom view)
Scale 3:1



③ Isometric view
Scale 3:1



④ Profile
Scale 3:1



⑤ Actual size
Scale 1:1

- ①. Intended for #2 and M2 screws.
- 2. To get the specified scale, select 100% in print settings.
- 3. Drill location tolerance: ± 0.1 [± 5].
- 4. Board edge tolerance: ± 0.3 [± 10].

<https://www.pololu.com/category/283>

Name: Pololu Digital Distance Sensor		Item number: 4066, 4067, 4069, 4071, 4077, 4079
Drawing date: 2 June 2021	Dev code: irs17a	
Units: mm [mil]	Material: mixed	

Pololu
Robotics & Electronics
© 2021 Pololu Corporation